


















Stand-Alone devices

Bus system devices

																	
Product name	e-Thermo Stand-Alone	e-Room Stand-Alone	e-Room Plus Stand-Alone e-Room Plus Stand-Alone PRO	e-Room Plus Stand-Alone PIR e-Room Plus Stand-Alone PIR PRO	e-Room Panasonic Stand-Alone	e-Room Controller Stand-Alone	e-Display e-Display Plus	e-Thermo Modbus	e-Room Classic	e-Room Modbus	e-Room Plus	e-Room Plus PowerLine e-Room Plus PowerLine PIR	e-Room Panasonic Modbus e-Room Panasonic LonWorks	e-Room Controller 3I/5O Modbus	e-Room Controller 4I/5O Modbus	e-Display Modbus e-Display Plus Modbus	
Ordering number	ET.600401-001 ET.600501-001	RC.604505-000	RP.502501-000 RP.502502-000	RP.504501-000 RP.504502-000	RV.004401-000	RN.503501-000	RD.970000-000 RP.970000-000	ET.670501-001	RC.624501-000	RC.674501-000	RP.626601-000	RP.514501-000 RP.515501-010	RV.074401-000 RV.024401-000	RN.573501-000	RN.574501-000	RD.670001-000 RL.670001-000	
Frame	Bticino	Bticino	Simon	Simon	Bticino	-	Bticino Simon	Bticino	Bticino	Bticino	Simon	Simon	Bticino	-	-	Bticino Simon	
Mounting	Flush mount	Flush mount	Flush mount	Flush mount	Flush mount	DIN rail	Flush/Surface	Flush mount	Flush mount	Flush mount	Flush mount	Flush mount	Flush mount	DIN rail	DIN rail	Flush/Surface	
Enclosure	504E	504E	Universal x 2	Universal x 2	504E	6TE	504E Universal x 2	504E	504E	504E	Universal x 2	Universal x 2	504E	6TE	6TE	504E Universal x 2	
Supply Power	24 Vac/Vdc	24 Vac/Vdc	95-250Vac 50/60Hz	95-250Vac 50/60Hz	R1 R2	95-250Vac 50/60Hz	12 Vdc	24 Vac/Vdc	24 Vac/Vdc	24 Vac/Vdc	24 Vac/Vdc	95-250Vac 50/60Hz	R1 R2	95-250Vac 50/60Hz	95-250Vac 50/60Hz	24 Vac/Vdc	
Technology	Stand-Alone	Stand-Alone	Stand-Alone Upgradeable	Stand-Alone Upgradeable	Stand-Alone	Stand-Alone	-	Modbus RTU	LonWorks	Modbus RTU	LonWorks	LonWorks	Modbus RTU LonWorks	Modbus RTU	Modbus RTU	Modbus RTU	
Channel	-	-	- PowerLine	- PowerLine	-	-	RS-485	RS-485	TP/FT-10	RS-485	TP/FT-10	PowerLine	RS-485 TP/FT-10	RS-485	RS-485	RS-485	
VRF Indoor Unit					x									x			
Digital Inputs	0	2	2	3	2	2	0	0	2	2	3	2	2	2	2	0	
Analog Inputs	0	2	0	0	2	1	0	0	2	2	2	2	2	1	2	0	
Relay Outputs	4 / 5	5	5	5	4	5	0	5	5	5	6	5	4	5	5	0	
Inputs features																	
Keypad contact		x	x		x	x			x	x	x	x	x	x	x		
Window contact		x	x	x	x	x			x	x	x	x	x	x	x		
Motion sensor		x		x	x	x			x	x	x	x	x	x	x		
Water sensor		x				x			x	x	x	x	x	x	x		
Door contact		x		x	x	x			x	x	x	x	x	x	x		
Ext. Temp. sensor		x			x				x	x	x	x	x	x	x		
Lighting pushbutton		x			x				x	x	x	x	x	x	x		
Blinds pushbuttons					x						x		x				
Outputs features																	
3 Fan-Coil speeds	x	x	x	x		x		x	x	x	x	x		x	x		
Cool valve actuator	x	x	x	x		x		x	x	x	x	x		x	x		
Heat valve actuator	x	x	x	x		x		x	x	x	x	x		x	x		
Zone 2 valve actuator					x									x			
Lighting output		x	x	x	x	x			x	x	x	x	x	x	x		
Blinds outputs					x						x		x				
General features																	
IR receiver																	
Front PIR sensor				x			Optional					x				Optional	
Front Temp. sensor	x	x	x	x	x		x	x	x	x	x	x	x			x	
Humidity sensor							Optional									Optional	
CO2 sensor																Optional	
Backlight color	White	Blue	Blue	Blue	White	-	Blue	White	Blue	White	Blue	Blue	White	-	-	Blue	
Dimensions	142x85x42 mm	142x85x42 mm	158x89x39 mm	158x89x39 mm	142x85x42 mm	106x90x58 mm	142x85x42 mm 158x89x39 mm	142x85x42 mm	142x85x42 mm	142x85x42 mm	158x89x39 mm	158x89x39 mm	142x85x42 mm	106x90x58 mm	106x90x58 mm	142x85x42 mm 158x89x39 mm	
Weight	130 g	235 g	270 g	270 g	250 g	140 g	90 g	140 g	235 g	235 g	270 g	270 g	250 g	145 g	150 g	90 g	
Page	18	20	38	38	22	40	42	18	26	26	30	30	22	40	40	42	