

# LIOB-588 I/O Controller

## Installation instructions

Instructions de montage

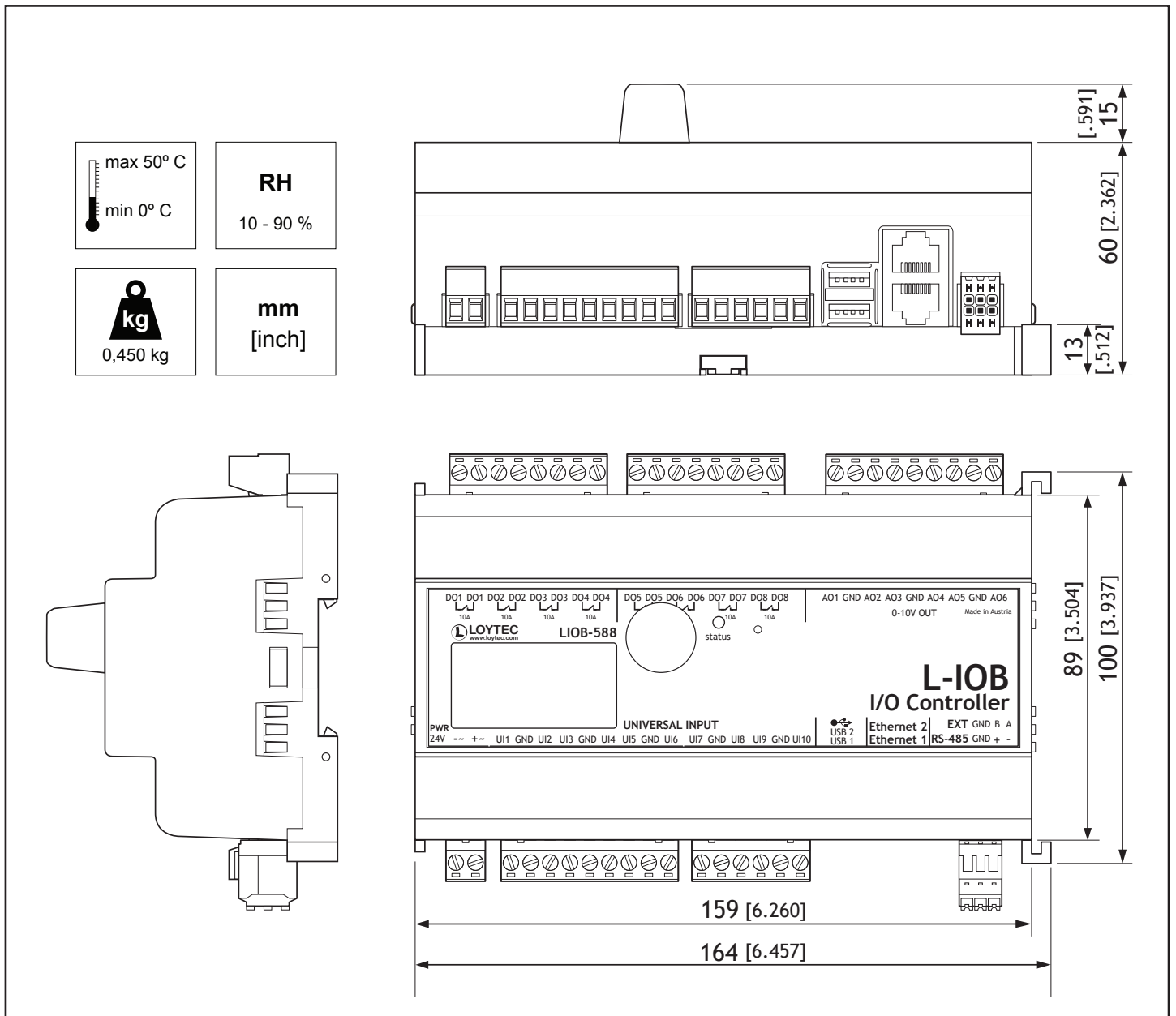
Montageanweisung

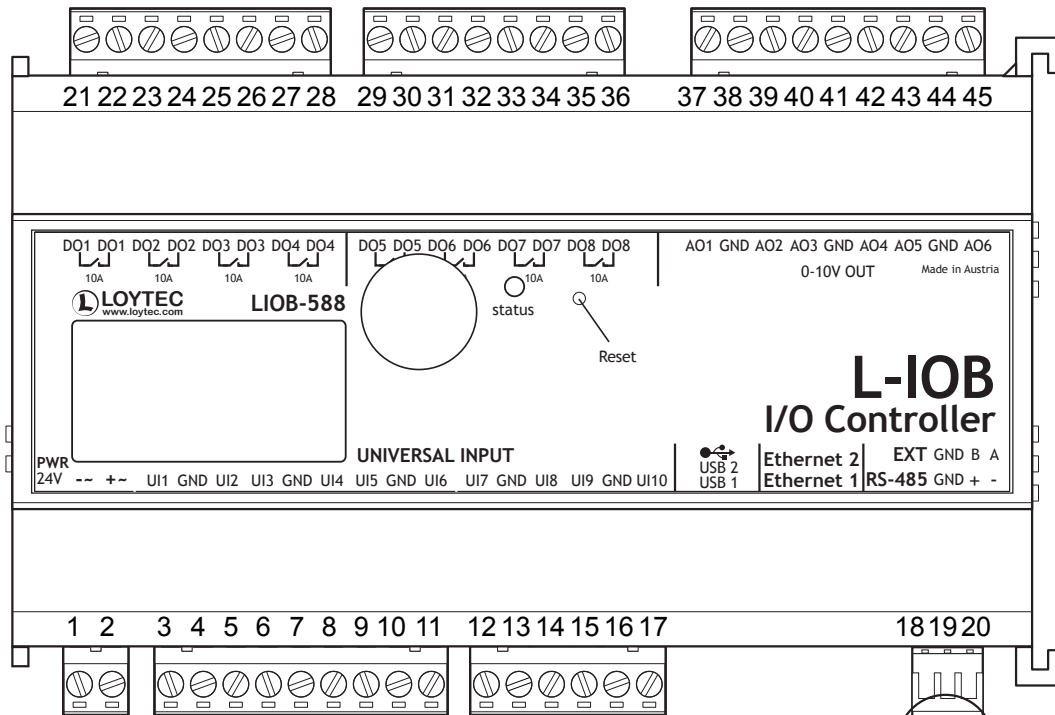
Montagevoorschrift

Istruzioni di montaggio

Instrucciones de montaje

Monteringsanvisning





BUTTONS	
RESET DIAL	Reset Button Turn-and-Push Dial

STATUS LED	
OFF	Unconfigured
GREEN	In Operation
ORANGE	In Manual / overwrite mode
RED	Error
FLASHING	Traffic

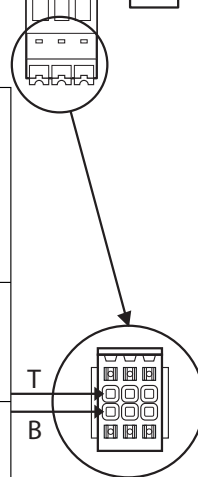
CONNECTORS		
Input 24V	1	24 V MINUS or AC
PWR Supply	2	24 V PLUS or AC



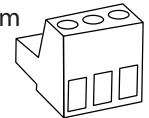
Do not connect terminal 2 with ground!

UNIVERSAL INPUT		
	3	Input UI1
	4	Input GND
	5	Input UI2
	6	Input UI3
	7	Input GND
	8	Input UI4
	9	Input UI5
	10	Input GND
	11	Input UI6

UNIVERSAL INPUT	12	Input UI7
	13	Input GND
	14	Input UI8
	15	Input UI9
	16	Input GND
EXT top row	18T	GND
	19T	B
	20T	A
RS485 bottom row	18B	GND
	19B	+
	20B	-
DIGITAL OUTPUT	21	DO1 $\frac{1}{2}$ 10A
	22	DO1 $\frac{1}{2}$ 10A
	23	DO2 $\frac{1}{2}$ 10A
	24	DO2 $\frac{1}{2}$ 10A
	25	DO3 $\frac{1}{2}$ 10A
	26	DO3 $\frac{1}{2}$ 10A
	27	DO4 $\frac{1}{2}$ 10A
	28	DO4 $\frac{1}{2}$ 10A
	29	DO5 $\frac{1}{2}$ 10A
	30	DO5 $\frac{1}{2}$ 10A
	31	DO6 $\frac{1}{2}$ 10A
	32	DO6 $\frac{1}{2}$ 10A
33	DO7 $\frac{1}{2}$ 10A	
34	DO7 $\frac{1}{2}$ 10A	
35	DO8 $\frac{1}{2}$ 10A	
36	DO8 $\frac{1}{2}$ 10A	
ANALOG OUTPUT	37	AO1
	38	GND
	39	AO2
	40	AO3
	41	GND
	42	AO4
	43	AO5
	44	GND
45	AO6	



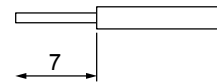
4.5 lb-in/0.5 Nm



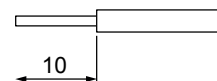
#### Weidmüller

2 poles: BLZP 5.08/02/180  
6 poles: BLZP 5.08/06/180  
8 poles: BLZP 5.08/08/180  
9 poles: BLZP 5.08/09/180

0.2 - 2.5 mm<sup>2</sup>



6 poles: B2CF 3.50/06/180  
0.14 - 1.5 mm<sup>2</sup>



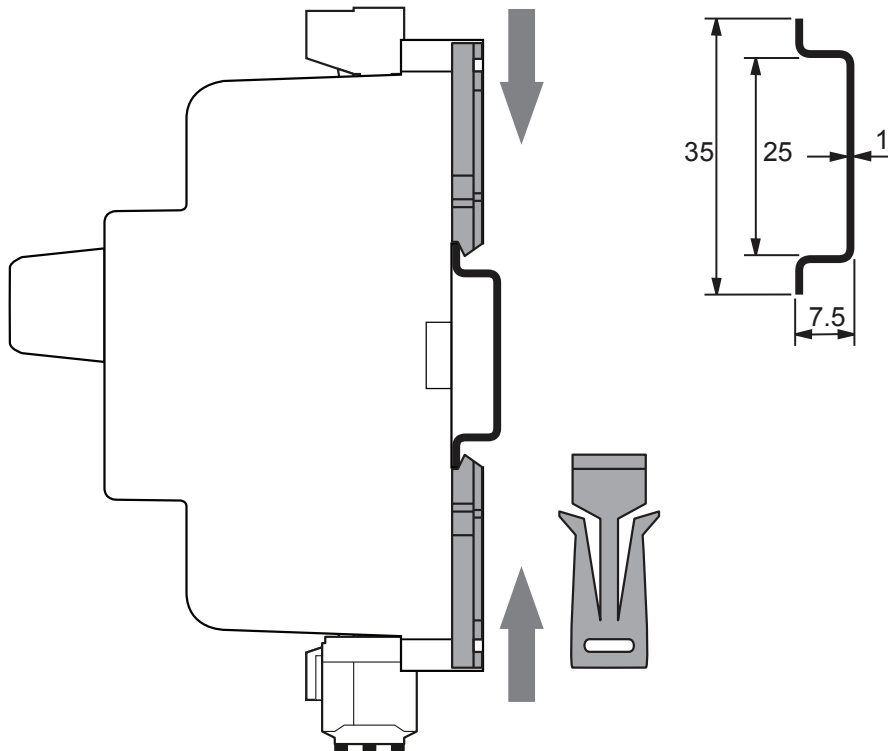
DHCP: ON

User: admin

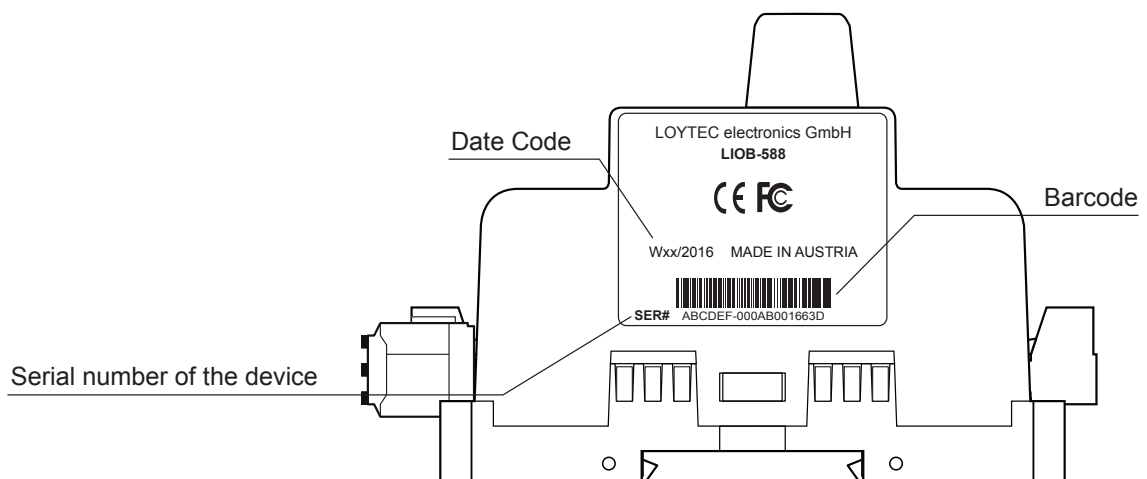
Password: loytec4u

Please update the firmware of the device first, see [www.loytec.com/support/download](http://www.loytec.com/support/download)

35 mm x 7.5 mm DIN rail (EN 50022, BS 5584, DIN 46277-3)



installation DIN rail 1.0



label 1.1

Document 88087701 Web edition  
11/2016  
Printed in Austria  
Data is subject to change

 **LOYTEC**  
A Delta Group Company  
<http://www.loytec.com>  
[support@loytec.com](mailto:support@loytec.com)