

e-Touch Display

New generation of touch displays
for climate and lighting control
in hotels and buildings



Product presentation



Wide area visualization display to show easily the climate control status

Tactile pushbuttons that provide a modern and innovative feeling

Minimalist aesthetic design finished with different colours methacrylate

Frame polished finished of 2 mm width

Ultrathin, only 8,5mm width from the wall

White illuminated display

Product presentation



Colors white with grey display backlighted white and black with black display backlighted white

Visualization of setpoint temperature, climate mode, fan-coil speed, room status

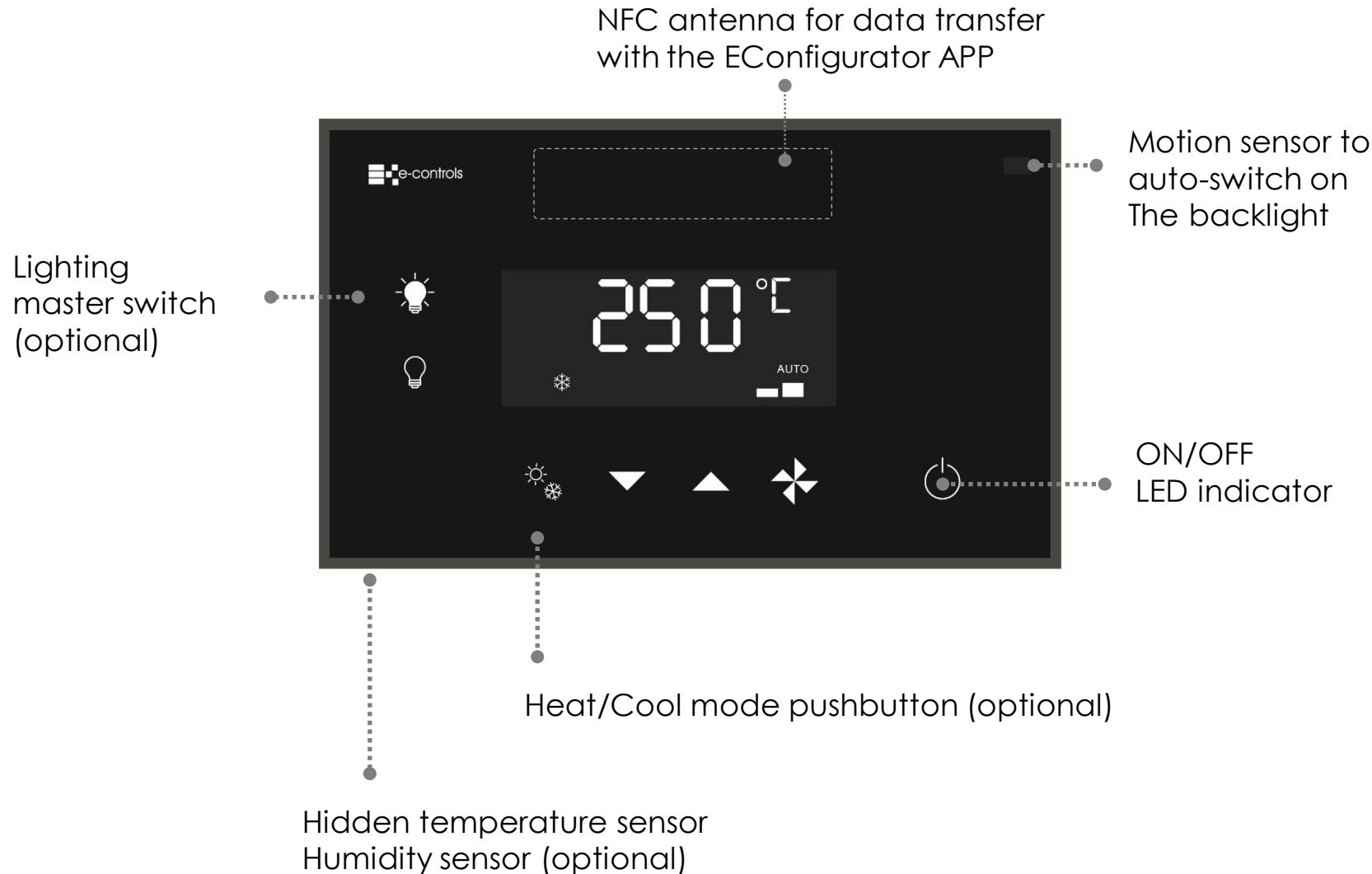
Connected to e-Room Controller family product

Configuration using an E-Controls mobile phone APP or through pushbuttons

Installation with an standard wall mounting enclosure (504E)

Dimensions 142x86 mm

New added value functions



Up to thirteen models with different icons pushbuttons

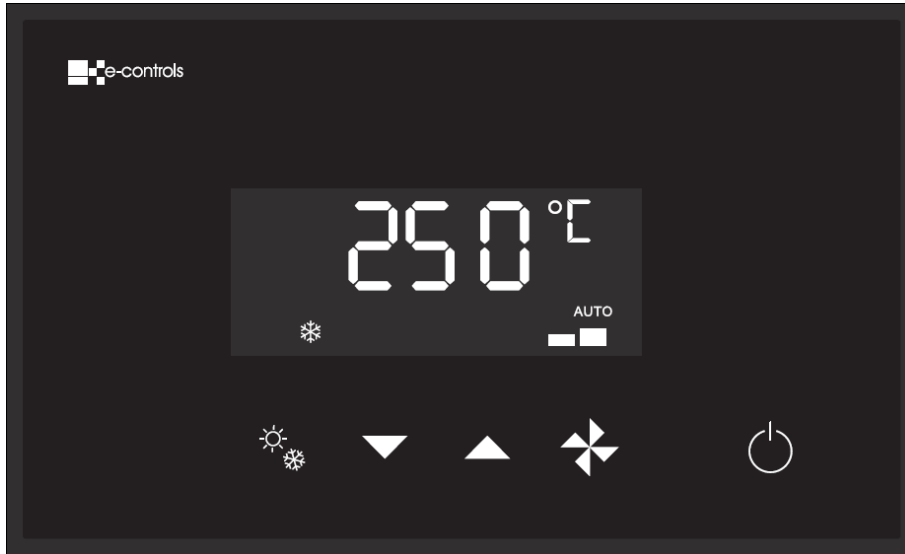
New functionalities to provide better comfort

New pushbuttons for lighting control to reduce the cabling in the room

Multiple pushbutton configurations to adapt the device to any request

Temperature and humidity measurement to optimize the energy consumption

New added value functions



Two digital inputs
to connect pushbuttons
In the bedside table

Easy to install pushbuttons
for Lighting control,
curtains, ceiling fan, ...

Cost reduction in cabling of
bedside table pushbuttons

New functions that provide
added value to the
building

Design your own device



Freely customization of the product to adapt it to any room style on any hotel

Custom icons for the pushbuttons

Black, White or aluminium frame

Display in black or gray colour

Backlight display in White or blue

Manufacture of the product to any customer request

Device configuration



Configuration tool for the installer/maintenance

New easy to use APP to configure the device

Reduces commissioning time and errors

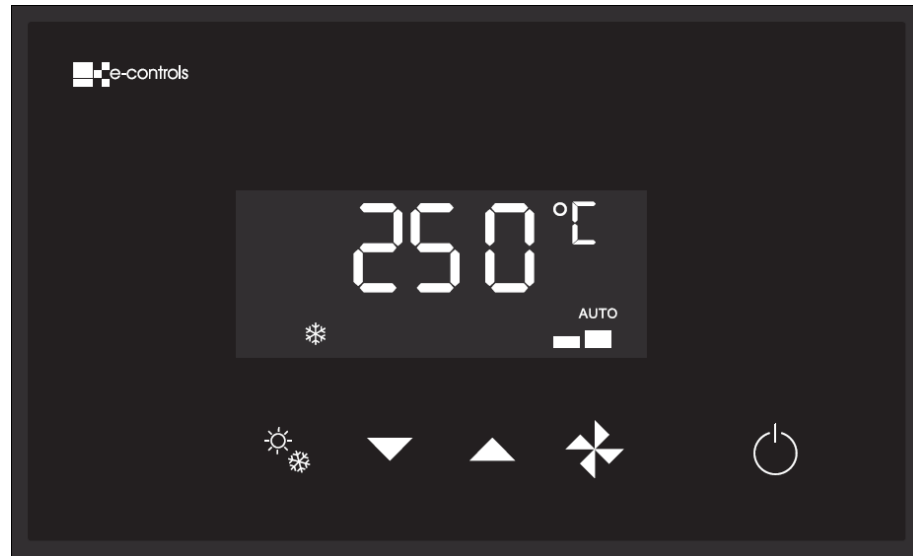
All configuration parameters accessible from the mobile phone

Data transfer between display and phone using NFC

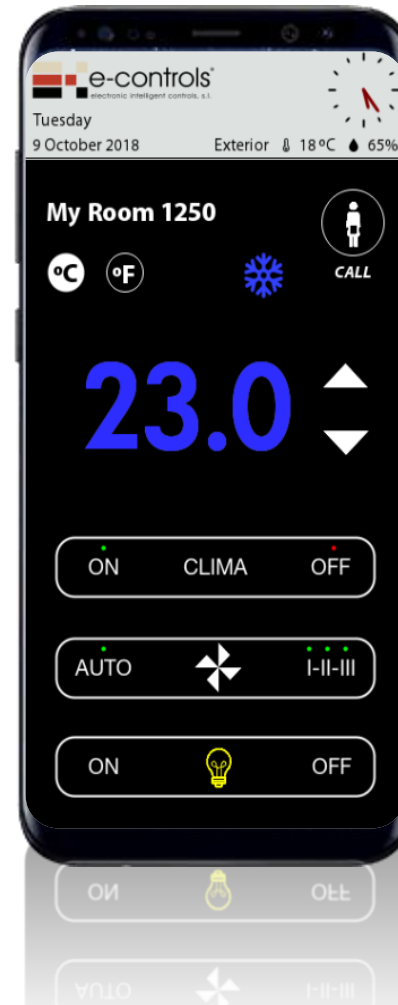
Possibility to save the project and send it to others

Asvailable for Android operating system

Room automation remote control



Graphical interface
for the guest
(optional)



Remote room control
using the mobile phone*

Climate and lighting
control integrated in the
mobile phone or tablet

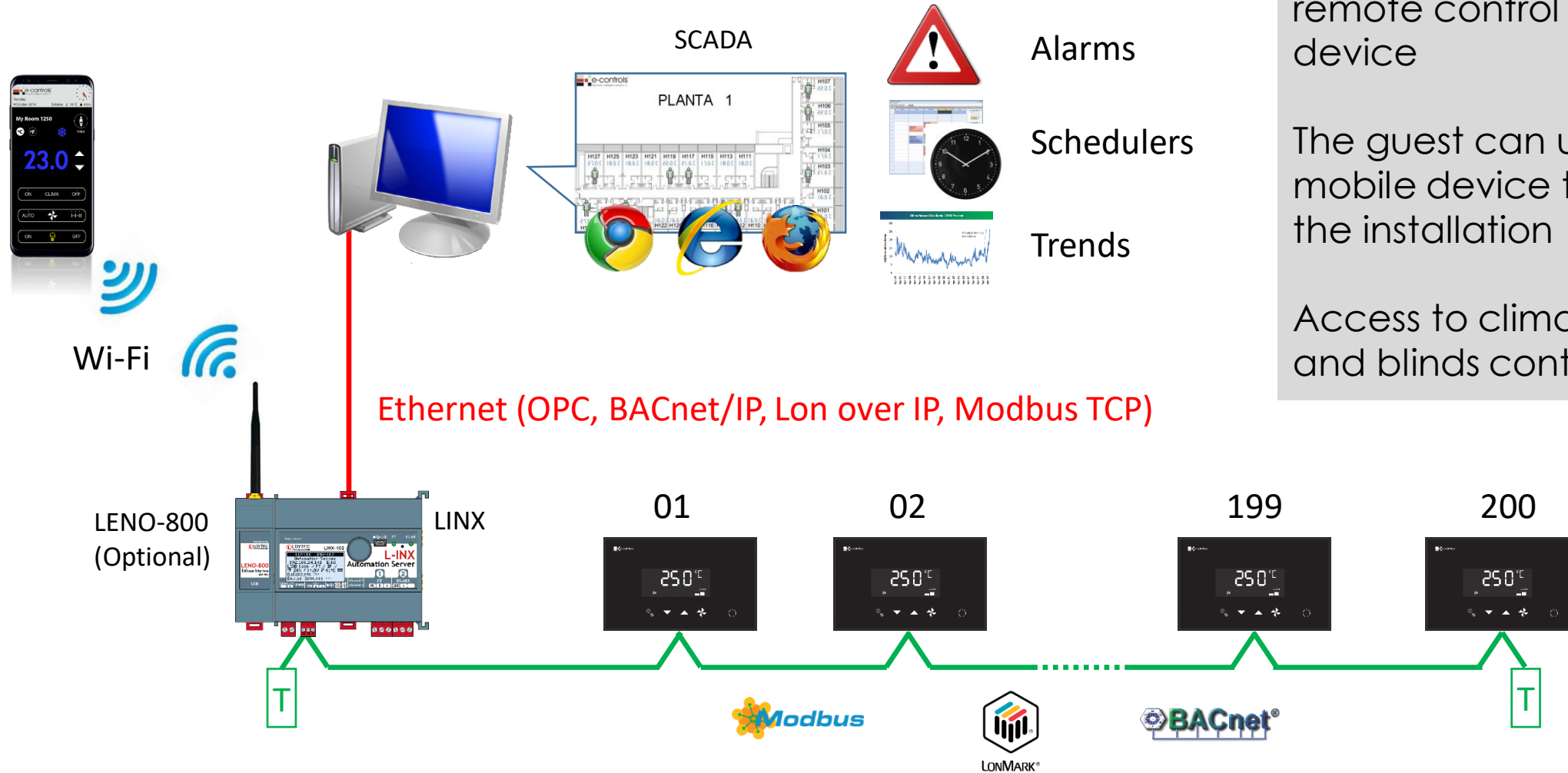
Possibility to show other
parameters like outdoor
temperature and
humidity

Call to waitress using the
phone

Information also available
through the TV

* External interface required

Architecture for remote control solution



Web application for remote control of the device

The guest can use any mobile device to control the installation


Access to climate, lighting and blinds control

Product concept

Product concept is based in a combination of elements *Front Panel* + Control Base



Front Panel



Control Base

Combination of elements to select: *Front Panel* + Control Base + *Protocol*

Front Panel

Black



White



Control Base

Fan-Coil EC 0-10V
RT.624421-011
RT.674421-011



Fan-Coil 3 Speed
RT.624501-011
RT.674501-011



Display Modbus
BD.670002-011



Display for DIN rail controller
BD.970001-011

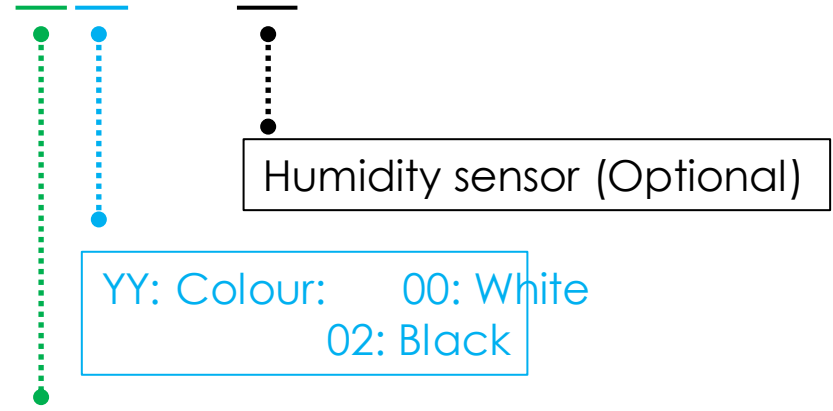
Protocol

Stand Alone



Product references of **Front Panel “e-Touch Display”**

TD.XXYY-010-HR



e-Touch Display

XX: Pushbuttons: Select Ordering number XX of the table

Ordering XX	# Pushbuttons	PUSHBUTTON ICON										
		Heat/Cool	- T ^a	+ T ^a	Fan Speed	OnOff	- HR	+HR	Lights On	Lights Off	Blinds Raise	Blinds Lower
00	0											
10	1					X						
20	2		X	X								
30	3		X	X		X						
40	4		X	X	X	X						
41	4		X	X			X	X				
50	5	X	X	X	X	X						
60	6		X	X	X	X			X	X		
61	6		X	X	X	X					X	X
70	7	X	X	X	X	X			X	X		
71	7	X	X	X	X	X					X	X
80	8		X	X	X	X			X	X	X	X
90	9	X	X	X	X	X			X	X	X	X

Models of front panel "e-Touch Display"

Examples:

4 Pushbuttons

-T +T Fan OnOff



TD.004000-010

5 Pushbuttons

H/C -T +T Fan OnOff



TD.005000-010

6 Pushbuttons

-T +T Fan OnOff
On/Off Lighting



TD.006000-010

7 Pushbuttons

H/C -T +T Fan OnOff
On/Off Lighting



TD.007000-010



TD.004002-010



TD.005002-010



TD.006002-010



TD.007002-010

Option with humidity sensor: DT.XXXXXX-XXX-**HR**

Models of "Control Base"

e-Display Control RS485: Control base to interface with DIN rail e-Room Controller

- BD.970001-011 Without digital inputs, supply 12Vdc, RS-485
- BD.972001-011 2 digital inputs, supply 12Vdc, RS-485



Control Base

e-Display Control Modbus: Control base with Modbus

- BD.670002-011 Without digital inputs, supply 24Vdc, Modbus RTU RS-485



e-Room Control ECO 4140: Controller for fan-coil EC (0-10V)

- RT.624421-011 4 digital inputs, 1 output 0-10V, 3 relay outputs. BACnet/IP+LonWorks, TP/FT-10, 24Vdc
- RT.674421-011 4 digital inputs, 1 output 0-10V, 3 relay outputs. Modbus RTU, RS-485, 24Vdc



e-Room Control 4150: Controller for 3 fan-coil speed

- RT.624501-011 4 digital inputs, 5 relay outputs. BACnet/IP+LonWorks, TP/FT-10, 24Vdc
- RT.674501-011 4 digital inputs, 5 relay outputs. Modbus RTU, RS-485, 24Vdc



NOTA: The Control base must be installed with 504E flush mounting enclosure

Ask for more information at:



Electronic Intelligent Controls, S. L.
Passatge Garrotxa, 6
08830 Sant Boi de Llobregat, Barcelona
Espanya
Tel.: +34 93 652 55 21
Fax: +34 93 652 55 22
ventas@e-controls.es
www.e-controls.es