

# L-switch<sup>XP</sup> LS-xxCB EIA-709 Router

## Installation instructions

Instructions de montage

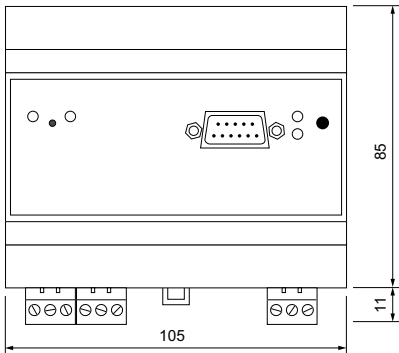
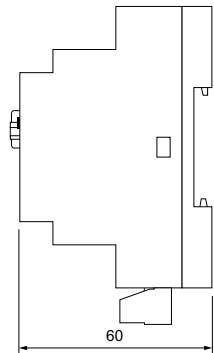
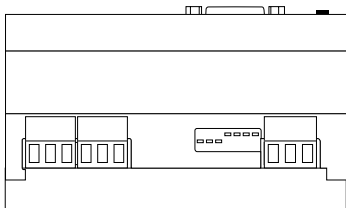
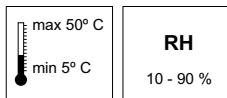
Montageanweisung

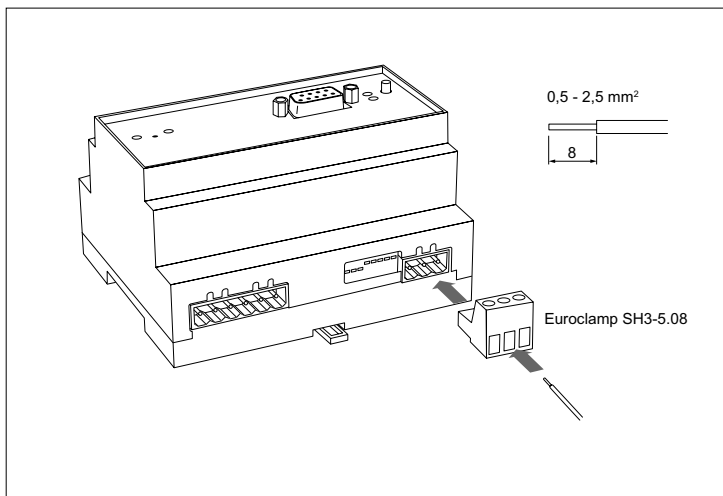
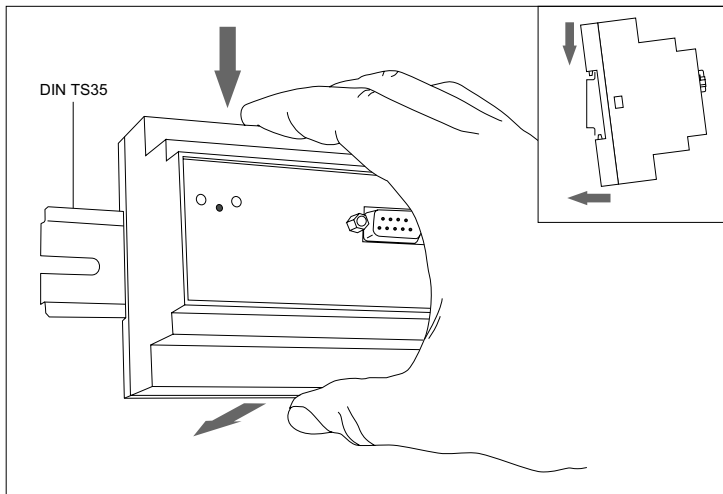
Montagevoorschrift

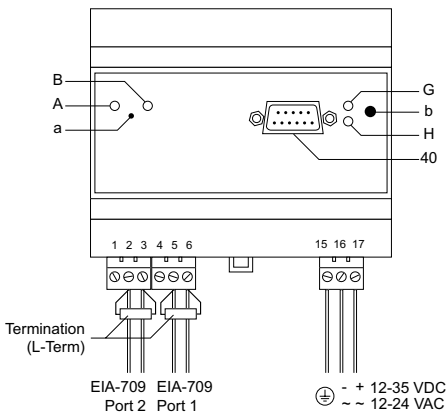
Istruzioni di montaggio

Instrucciones de montaje

Monteringsanvisning







#### Status LEDs

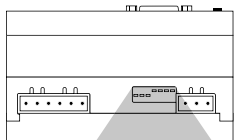
A	GREEN flashing fast	Traffic on port 2
	GREEN flashing at 1 Hz	Port 2 not commissioned
	RED permanent	Port 2 damaged
	RED flashing fast	Traffic overload on port 2
B	GREEN flashing fast	Traffic on port 1
	GREEN flashing at 1 Hz	Port 1 not commissioned
	RED permanent	Port 1 damaged
	RED flashing fast	Traffic overload on port 1
G	GREEN	Power
H	OFF	Normal operation

#### Connectors

1	EIA-709 input EARTH GND port 2
2	EIA-709 input B port 2
3	EIA-709 input A port 2
4	EIA-709 input EARTH GND port 1
5	EIA-709 input B port 1
6	EIA-709 input A port 1
15	Power supply input earth ground
16	Power supply input MINUS
17	Power supply input PLUS
	⚠ Do not connect to GND
40	RS-232 interface (DB9 male)

#### Buttons

a	Reset
b	Send service pin message



OFF  
ON

DIP1	DIP2	Function
ON	ON	Smart switch mode
ON	OFF	Repeater mode
OFF	ON	Smart switch mode/ subnet learning
OFF	OFF	Configured EIA-709 router

DIP3	Function (RS-485 version only)
ON	Bit-rate auto detection on
OFF	Bit-rate auto detection off

DIP4	Must be OFF
DIP5	Must be OFF
DIP6	Must be OFF
DIP7	Must be OFF

Node ID of router on EIA-709 Port 1

Node ID of router on EIA-709 Port 2

Serial number of the device

